



# LÁMPARAS Y ADAPTADORES





# DICROICA

## 7W

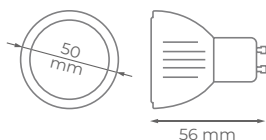
Lámparas GU10 Dicroicas fijas y regulables.

*Fixed and adjustable gu10 dichroic bulbs.*

- LED EPISTAR  
SMD 2835
- 30.000h
- 100.000
- IP20
- FP>0,6
- 50-60Hz
- CRI>80
- GU10

### 7W REG

10 uds

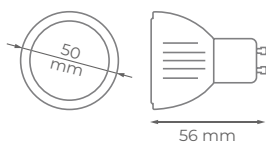


Ref.	K	Lum.
XDIM-07120-W	2700	580
XDIM-07120-C	3000	600
XDIM-07120-N	4000	630
XDIM-07120-F	5500	650



### 7W

10 uds

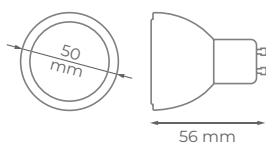


Ref.	K	Lum.
XD-08120-W	2700	660
XD-08120-C	3000	680
XD-08120-N	4000	700
XD-08120-F	5500	720



### 7W

10 uds



Ref.	K	Lum.
XD-0860-V	VERDE	660
XD-0860-W	2700	680
XD-0860-C	3000	700
XD-0860-N	4000	720
XD-0860-F	5500	720





# MR16

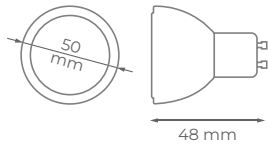
## 7W

Lámparas GU5.3.  
GU5.3 bulbs.

-   
**LED EPISTAR**  
SMD 2835
-   
**30.000h**
-   
**100.000**
-   
**IP20**
-   
**FP>0,7**
-   
**50-60Hz**
-   
**12V**
-   
**CRI>80**
-   
**120°**
-   
**GU5.3**

### 7W GU 5.3

10 uds



Ref.	K	Lum.
XMR-07100-C	3000	550
XMR-07100-N	4000	600
XMR-07100-F	5500	650



# QR

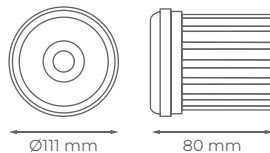
## 12W

Lámpara con Driver EMC. Compatible con Cardan CP10-CP20.  
EMC Driver bulbs. Compatible with CP10-CP20 Cardan.

-   
**LED EPISTAR**  
SMD 2835
-   
**50.000h**
-   
**100.000**
-   
**IP20**
-   
**FP>0,9**
-   
**50-60Hz**
-   
**220-240V**
-   
**CRI>80**
-   
**120°**

### AR-111 12W

10 uds



Ref.	K	Lum.
ARL-204020	3000	1000
ARL-204040	4000	1050
ARL-204060	6000	1100



## AR-111

12W

Lámparas GU10.

GU10 bulbs.

- LED EPISTAR  
SMD 2835
- 30.000h
- 100.000
- IP20
- FP>0,6
- 50-60Hz
- 220-240V
- CRI>80
- GU10

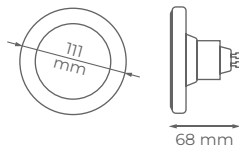
### 12W AR-111

10 uds

Ref.

K

Lum.



XQR24-14GU-C  
XQR24-14GU-N  
XQR24-14GU-F

3000  
4000  
5500

1000  
1050  
1100



XAR-14GU-C  
XAR-14GU-N  
XAR-14GU-F



## AR-111

12W

Lámparas G53.

G53 bulbs.

- LED EPISTAR  
SMD 2835
- 30.000h
- 100.000
- IP20
- FP>0,7
- 50-60Hz
- 12V
- CRI>80
- 45°
- GU53

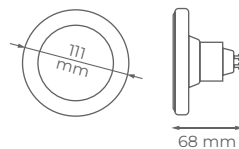
### 12W AR-111

20 uds

Ref.

K

Lum.



XAR111-G53-12-C  
XAR111-G53-12-N

3000  
4000

1000  
1050



# PAR38

## 15W

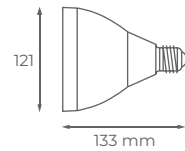
Lámpara E27.

E27 bulb.

- LED EPISTAR  
SMD 2835
- 30.000h
- 100.000
- IP65
- FP>0,6
- 50-60Hz
- 180-250V
- CRI>80
- 30°
- E27

### PAR 38 15W

20 uds



Ref.	K	Lum.
PAR3815-V	VERDE	375
PAR3815-C	3000	1250
PAR3815-F	5500	1350



# PAR30

## 30W

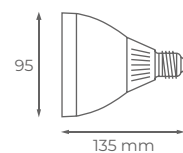
Lámpara E27.

E27 bulb.

- LED EPISTAR  
COB
- 50.000h
- 100.000
- IP20
- FP>0,9
- 50-60Hz
- 190-250V
- CRI>80
- 45°
- E27

### PAR 30W

24 uds



Ref.	K	Lum.
PAR3030-C	3000	2500
PAR3030-N	4000	2600
PAR3030-F	5500	2700



# REFLECTORA

## 5W / 8W / 10W / 12W

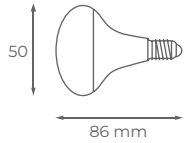
Lámparas E14 y E27.

E14 and E27 bulbs.

-   
 LED EPISTAR  
SMD 2835
-   
 30.000h
-   
 100.000
-   
 IP20
-   
 FP>0,6
-   
 50-60Hz
-   
 220-240V
-   
 CRI>80
-   
 120°

### R50 5W

10 uds

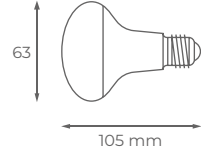


Ref.	K	Lum.
XR50-0514-C	3000	450
XR50-0514-N	4000	500
XR50-0514-F	5500	550



### R63 8W

10 uds

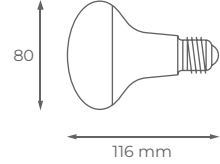


Ref.	K	Lum.
XR63-0827-C	3000	700
XR63-0827-N	4000	750
XR63-0827-F	5500	800



### R80 12W

10 uds

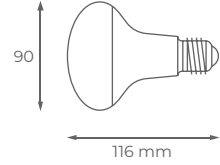


Ref.	K	Lum.
XR80-1227-C	3000	1100
XR80-1227-N	4000	1150
XR80-1227-F	5500	1200



### R90 12W

10 uds



Ref.	K	Lum.
XR90-1227-C	3000	1100
XR90-1227-N	4000	1150
XR90-1227-F	5500	1200





# STANDARD

## 8W / 9W / 12W / 15W

Lámparas E27.

E27 bulbs.

- LED EPISTAR  
SMD 2835
- 30.000h
- 100.000
- IP20
- FP>0,6
- 50-60Hz
- 220-240V
- CRI>80
- 200°
- E27

**A60 9W** 10 uds

Ref.	K	Lum.
XST-0927-W	2700	750
XST-0927-C	3000	800
XST-0927-N	4000	850
XST-0927-F	5500	900

**A60 9W REG** 10 uds

Ref.	K	Lum.
XSTDIM-0927-C	3000	800
XSTDIM-0927-N	4000	810
XSTDIM-0927-F	5500	820

**A65 12W** 10 uds

Ref.	K	Lum.
XST-1227-C	3000	1000
XST-1227-N	4000	1050
XST-1227-F	5500	1100

**A65 15W** 10 uds

Ref.	K	Lum.
XST-1527-C	3000	1250
XST-1527-N	4000	1300
XST-1527-F	5500	1350

**A65 8W FILAMENTO** 10 uds

Ref.	K	Lum.
FILBC-E27	3000	920





E14



E27



E27



E27

# GLOBO

## 5W / 8W / 15W

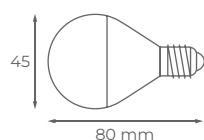
Lámparas E14 y E27.

E14 and E27 bulbs.

- LED EPISTAR  
SMD 2835
- 30.000h
- 100.000
- IP20
- FP>0,6
- 50-60Hz
- 220-240V
- CRI>80
- 270°

### G45 5W

10 uds

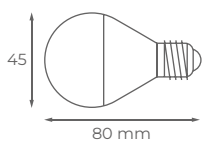


Ref.	K	Lum.
XG-0514-W	2700	390
XG-0514-C	3000	400
XG-0514-N	4000	420
XG-0514-F	5500	450



### G45 5W

10 uds

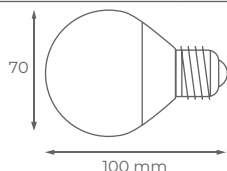


Ref.	K	Lum.
XG-0527-W	2700	390
XG-0527-C	3000	400
XG-0527-N	4000	420
XG-0527-F	5500	450



### G70 8W

10 uds

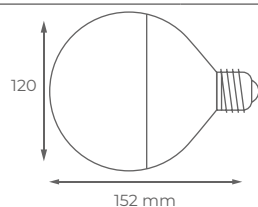


Ref.	K	Lum.
XG-0827-C	3000	605
XG-0827-N	4000	625
XG-0827-F	5500	650



### G120 15W

10 uds



Ref.	K	Lum.
XG-1527-C	3000	1500
XG-1527-N	4000	1600
XG-1527-F	5500	1700





# GLOBO FIL / ORO

## 4W / 6W / 8W

Lámparas de filamento E27.

*E27 filament bulbs.*



LED  
FILAMENTO

30.000h

100.000

IP20

FP>0,6

50-60Hz

220-240V

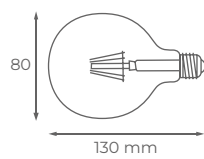
CRI>80

360°

E27

### G80 6W

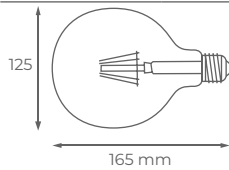
10 uds



Ref.	K	Lum.
FIL-G80-6C	2700	700

### G125 8W

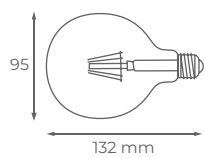
5 uds



Ref.	K	Lum.
FIL-G125-8C	2700	900

### G95 4W ORO

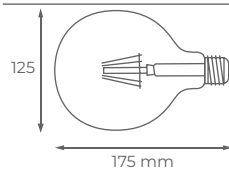
10 uds



Ref.	K	Lum.
GFIL-G95-4C	2100	400

### G125 4W ORO

5 uds



Ref.	K	Lum.
GFIL-G125-4C	2100	400



# FARO

## 30W / 40W

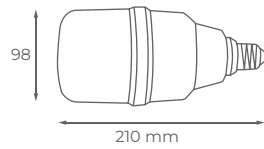
Lámparas E27-E40.

*E27-E40 bulbs.*

-   
**LED EPISTAR**  
**SMD 2835**
-   
**30.000h**
-   
**100.000**
-   
**IP20**
-   
**FP>0,9**
-   
**50-60Hz**
-   
**220-240V**
-   
**CRI>80**
-   
**270°**

### T100 30W E27

10 uds

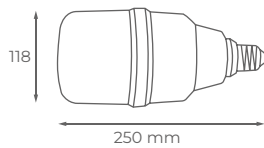


Ref.	K	Lum.
XIN-3027-C	3000	3000
XIN-3027-N	4000	3050
XIN-3027-F	5500	3100



### T120 40W E40

10 uds



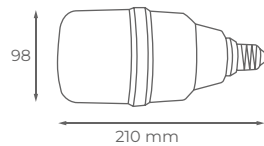
Ref.	K	Lum.
XIN-4040-C	3000	4000
XIN-4040-N	4000	4050
XIN-4040-F	5500	4100



XIN-4040-FO	6000	4000
-------------	------	------

### T100 30W E40

10 uds

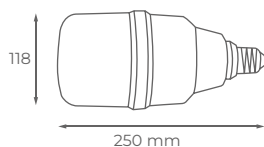


Ref.	K	Lum.
XIN-3040-C	3000	3000
XIN-3040-N	4000	3050
XIN-3040-F	5500	3100



### T120 40W E27

10 uds



Ref.	K	Lum.
XIN-4027-C	3000	4000
XIN-4027-N	4000	4050
XIN-4027-F	5500	4100



XIN-4027-FO	6000	4000
-------------	------	------



# MILLO

## 50W

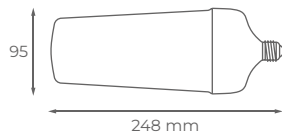
Lámparas E40-E27.

*E40-E27 bulbs.*

-   
**LED EPISTAR**  
**SMD 2835**
-   
**30.000h**
-   
**100.000**
-   
**IP20**
-   
**FP>0,96**
-   
**50-60Hz**
-   
**220-240V**
-   
**CRI>80**
-   
**270°**

### T90 50W E27

10 uds



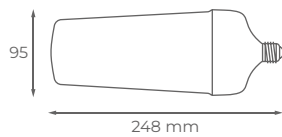
Incluye adaptador E27 a E40

Ref.	K	Lum.
XIN-5027-C	3000	5400
XIN-5027-N	4000	5500
XIN-5027-F	5500	5600



### T90 50W E40

10 uds



Incluye adaptador E27 a E40

Ref.	K	Lum.
XIN-5040-C	3000	5400
XIN-5040-N	4000	5500
XIN-5040-F	5500	5600





# VELA y LÁGRIMA

## 2W / 4W / 5W

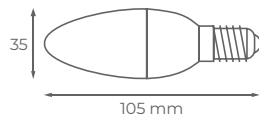
Lámparas E14.

E14 bulbs.

-   
**LED EPISTAR**  
**SMD 2835**
-   
**30.000h**
-   
**100.000**
-   
**IP20**
-   
**FP>0,6**
-   
**50-60Hz**
-   
**CRI>80**
-   
**E14**

### C35 4W (12V)

10 uds



Ref.	K	Lum.
XV-12V-0414-C	3000	350



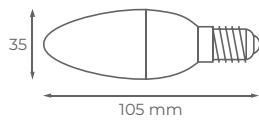
12V



200°

### C35 5W

10 uds



Ref.	K	Lum.
XV-0514-C	3000	450
XV-0514-N	4000	475
XV-0514-F	5500	500



220-240V

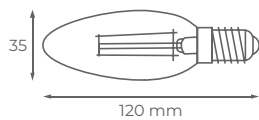


200°

### C35 VELA 2W

FILAMENTO

10 uds



Ref.	K	Lum.
FIL3C-LG14	3000	275



220-240V

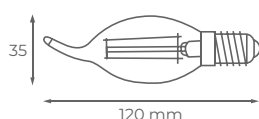


360°

### C35 LÁGRIMA 2W

FILAMENTO

10 uds



Ref.	K	Lum.
FIL3C-FL14	3000	275



220-240V



360°



# DIAMANTE / LÁSER ORO

4W / 6W

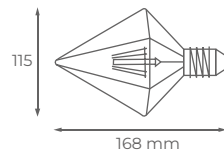
Lámpara de filamento E27.

*E27 filament bulbs.*



## TD115 4W

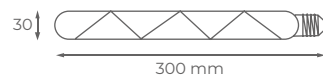
5 uds



Ref.	K	Lum.
GFIL-TD115-4C	2100	350

## T30 6W

5 uds













Ref.	K	Lum.
GFIL-T30-6C	2100	550



# EDISON

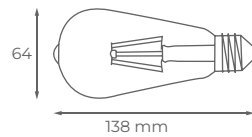
## 6W

Lámpara de filamento E27.  
E27 filament bulbs.

-   
LED  
FILAMENTO
-   
30.000h
-   
100.000
-   
IP20
-   
FP>0,6
-   
50-60Hz
-   
220-240V
-   
CRI>80
-   
360°
-   
E27

### ST64 6W

10 uds



Ref.	K	Lum.
FIL-ST64-6C	2700	700



# TOWER ORO

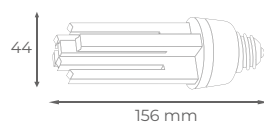
## 2,5W

Lámpara E27.  
E27 bulbs.

-   
LED EPISTAR  
SMD 2835
-   
30.000h
-   
100.000
-   
IP20
-   
FP>0,6
-   
50-60Hz
-   
220-240V
-   
CRI>80
-   
120°
-   
E27

### TOWER

100 uds



Ref.	K	Lum.	Color
XTOR-0327-OR	3000	200	ORO
XTOR-0327-PL			PLATA



## BOMBILLA MINI G4 / G9

Lámpara G4/G9.

G4/G9 lamp.

-   
**LED EPISTAR  
SMD 2835**
-   
**30.000h**
-   
**100.000**
-   
**IP20**
-   
**FP>0,6**
-   
**50-60Hz**
-   
**CRI>80**
-   
**270°**

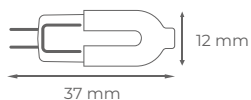
### G4 - 1,2W

10 uds

Ref.

K

Lum.



G4-1.2-C	3000	90
G4-1.2-N	4000	100



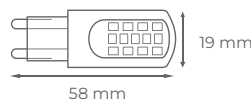
### G9 - 4,5W

10 uds

Ref.

K

Lum.



G9-4.5-C	3000	550
G9-4.5-N	4000	600



## BOMBILLA LINEAL R7S

Lámpara R7S.

R7S lamp.

-   
**LED EPISTAR  
SMD 2835**
-   
**30.000h**
-   
**100.000**
-   
**IP20**
-   
**FP>0,9**
-   
**50-60Hz**
-   
**220-260V**
-   
**CRI>80**
-   
**360°**
-   
**REG.**

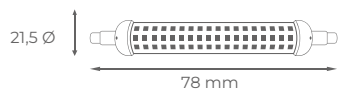
### R7S - 5W

20 uds

Ref.

K

Lum.



R7S-5-C	3000	600
R7S-5-N	4000	625

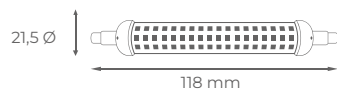
### R7S - 10W

20 uds

Ref.

K

Lum.



R7S-10-C	3000	1150
R7S-10-N	4000	1200





## GU10

Portalámparas / Lampholder

Uds	Ref.	Material	IP
100	10152	Cerámico	IP20



## GU10 DOBLE

Portalámparas / Lampholder

Uds	Ref.	Material	IP
50	10153	Cerámico 2 protectores	IP20



## E14 > GU10

Convertor / Converter

Uds	Ref.	Material	IP
25	10154	Cerámico + plástico	IP20



## E27 > GU10

Convertor / Converter

Uds	Ref.	Material	IP
25	10155	Cerámico + plástico	IP20



## E14 > GU9

Convertor / Converter

Uds	Ref.	Material	IP
20	10156	Cerámico	IP20



## E27 > GU9

Convertor / Converter

Uds	Ref.	Material	IP
20	10157	Cerámico	IP20



## GU10 > GU5.3

Convertor / Converter

Uds	Ref.	Material	IP
40	10164	Cerámico	IP20



**E14 >  
E27**

Conversor / Converter

Uds	Ref.	Material	IP
12	10158	Termoplástico	IP20



**E27 >  
E14**

Conversor / Converter

Uds	Ref.	Material	IP
20	10159	Cerámico	IP20



**E40 >  
E27**

Conversor / Converter

Uds	Ref.	Material	IP
25	10160	Cerámico	IP20



**E27 >  
E40**

Conversor / Converter

Uds	Ref.	Material	IP
20	10161	Termoplástico	IP20



**GU10 >  
E14**

Conversor / Converter

Uds	Ref.	Material	IP
20	10162	Termoplástico	IP20



**G24 >  
E27**

Conversor / Converter

Uds	Ref.	Material	IP
20	10163	Termoplástico	IP20